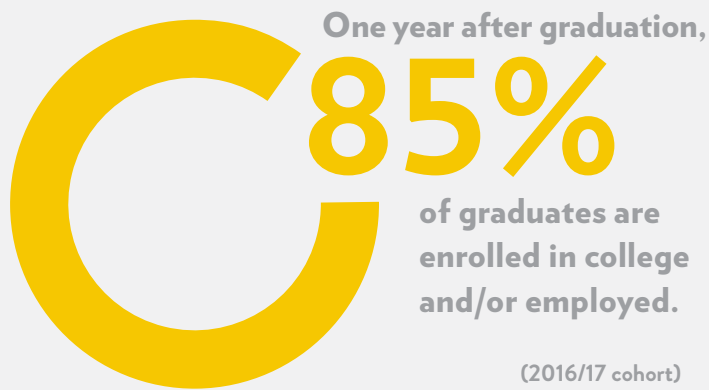
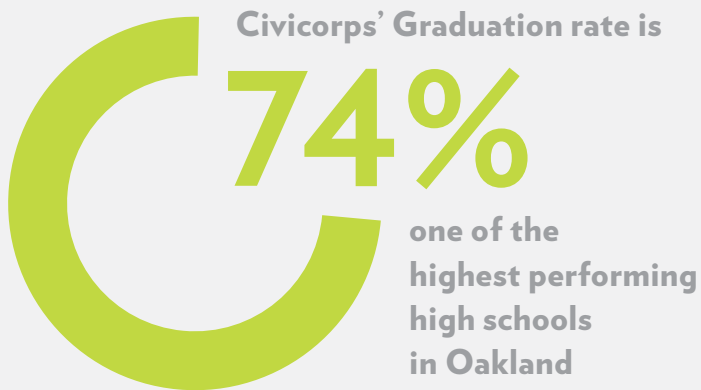


CIVICORPS STATS FISCAL YEAR 2017-18



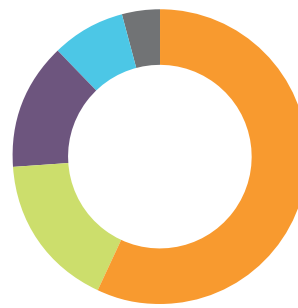
HIGH SCHOOL DIPLOMA • PAID JOB TRAINING • COLLEGE AND CAREER

SUCCESS



Civicorps provides the support services young adults need to overcome barriers, cultivate their talents, and unleash their potential.

STUDENT BODY



- 57%** African/African American
- 17%** Hispanic/Latino
- 14%** Two or more races
- 8%** Asian/Asian American/Pacific Islander
- 4%** White, American Indian or Alaska Native, and Other



- 39%** Female
- <1%** Transgender
- 61%** Male

45%
Justice-involved*

39%
Victim of violence*

30%
Have a learning disability

29%
Parents of young children

18%
Experiencing homelessness*

17%
Former foster youth*

*self-reported



DONATE • PARTNER • ADVOCATE CVCORPS.ORG
JOIN US IN OUR BOLD MISSION!

